

Inventory Visibility

DYNUG 09.11.2022

Martin Olavesen
Espen Stensaas



Overview

- Scalable microservice to track near real time on-hand inventory
- Global view of inventory on-hand across multiple systems
- View Inventory on-hand across sites, warehouses and other set of dimensions
- Provide set of restful APIs to view on-hand, adjust on-hand and reserve on-hand
- Power App to configure new data sources for external systems, dimensions, product index hierarchy, measures and calculated measures
- Built on Dataverse and provide extensibility

Dynamics 365 Supply Chain Management

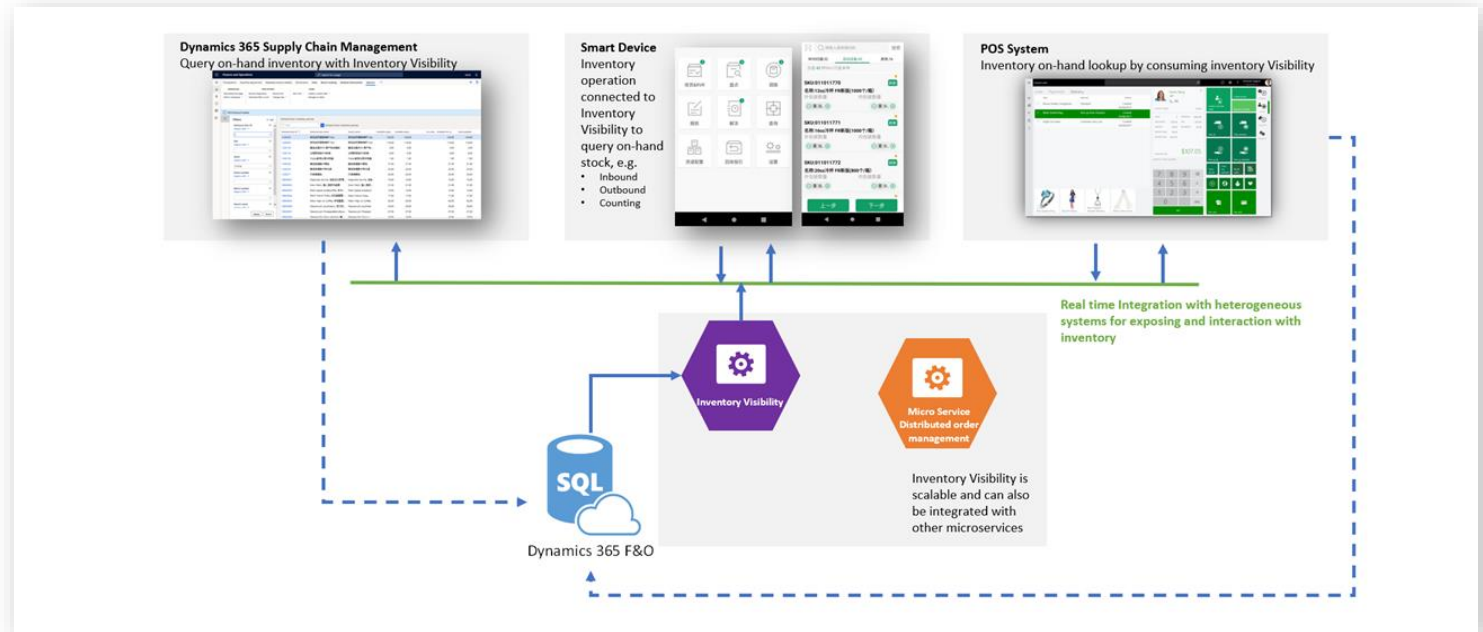
Inventory Visibility - Key Outcomes

Enhance visibility: Real time cross channel on-hand inventory to mitigate stock-outs and Overstock

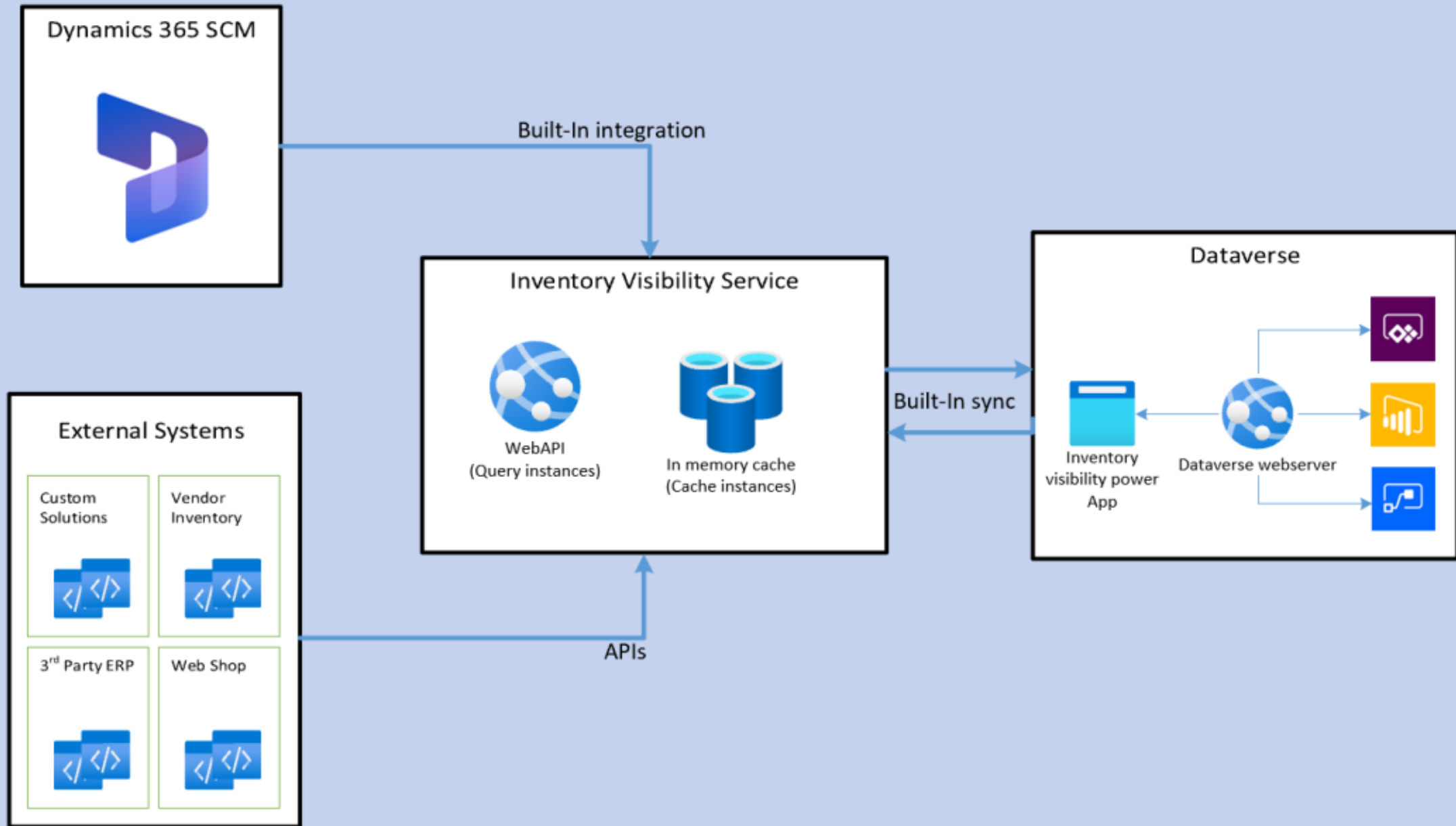
Hyper-scalable: Supports Millions of transactions in a Minute

Composable: Allow customers to connect with custom / 3rd party solutions

Delightful customer experience: Eliminates allocation of already used inventory

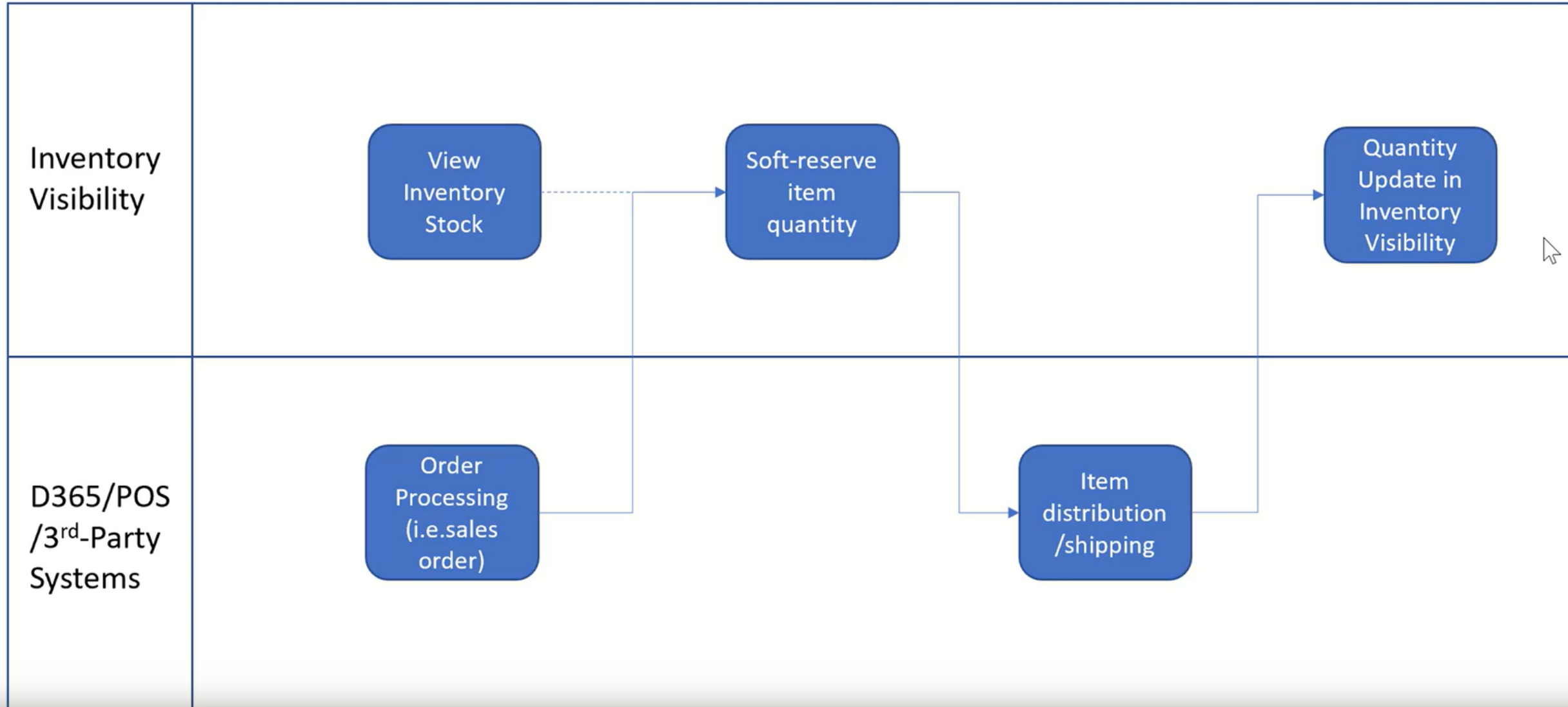


Architecture



Feature highlights

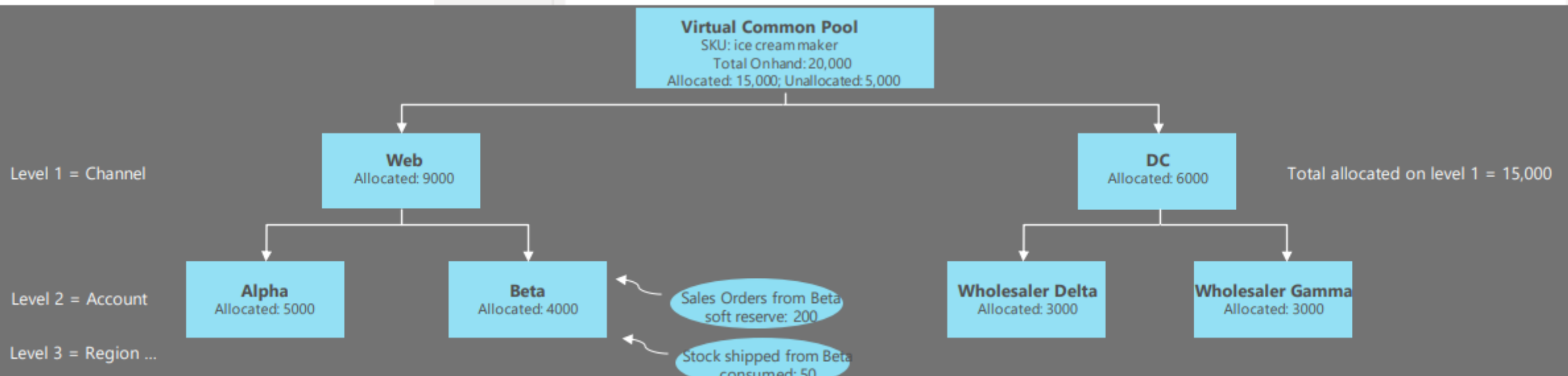
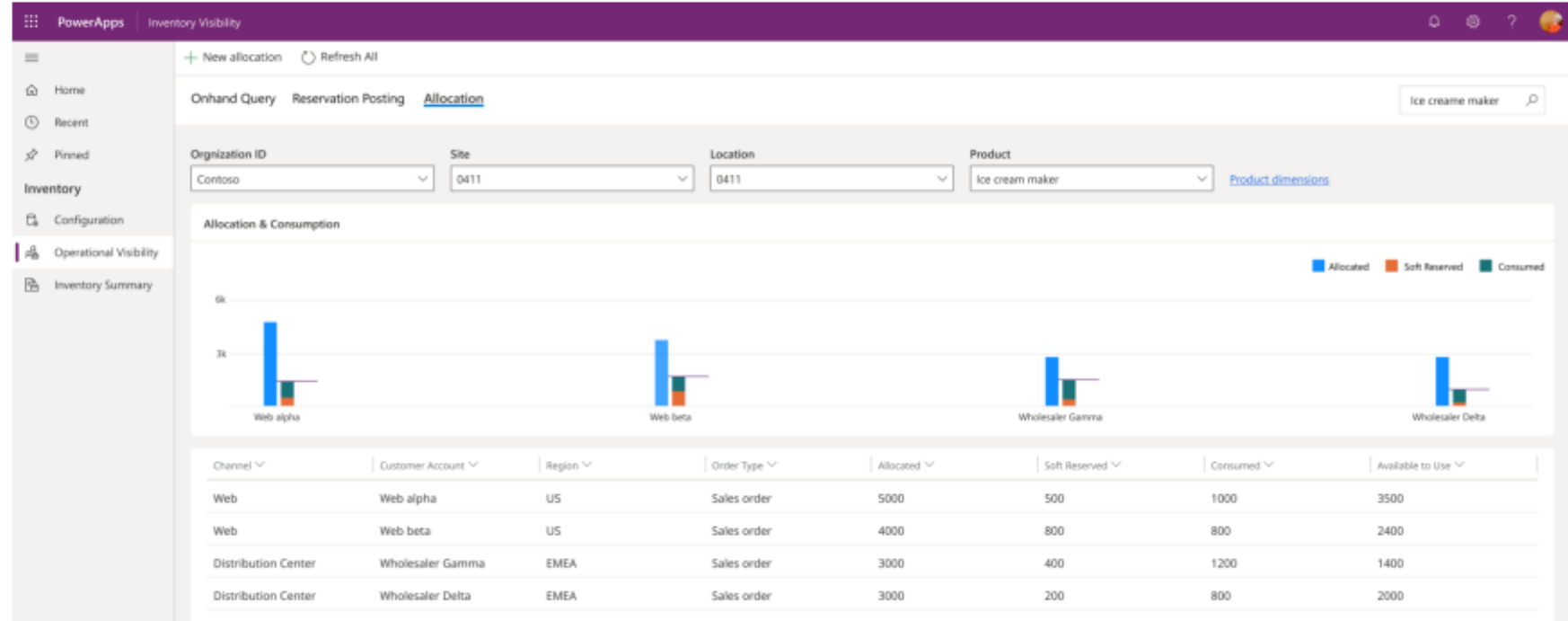
Soft Reservation based on Order



Inventory Allocation

Highlights

- ✓ Optimize your valuable stock to the right level and the right group
- ✓ 8 levels of configurable **Allocation hierarchy** e.g. Channel, Region, Customer.
- ✓ Unallocated virtual pool provides a **buffer for contingency**.
- ✓ **Real-time tracking** of soft reservation and physical consumption for in-time remediation of overstock & understock
- ✓ **Cross channel and datasource** allocation



Available to Promise

Time Fence

Support query/view and calculate up to 7 days (*roadmap planned: up to 3 months) quantities with various physical measures, calculated measures, and ATP

Omnichannel Calculation

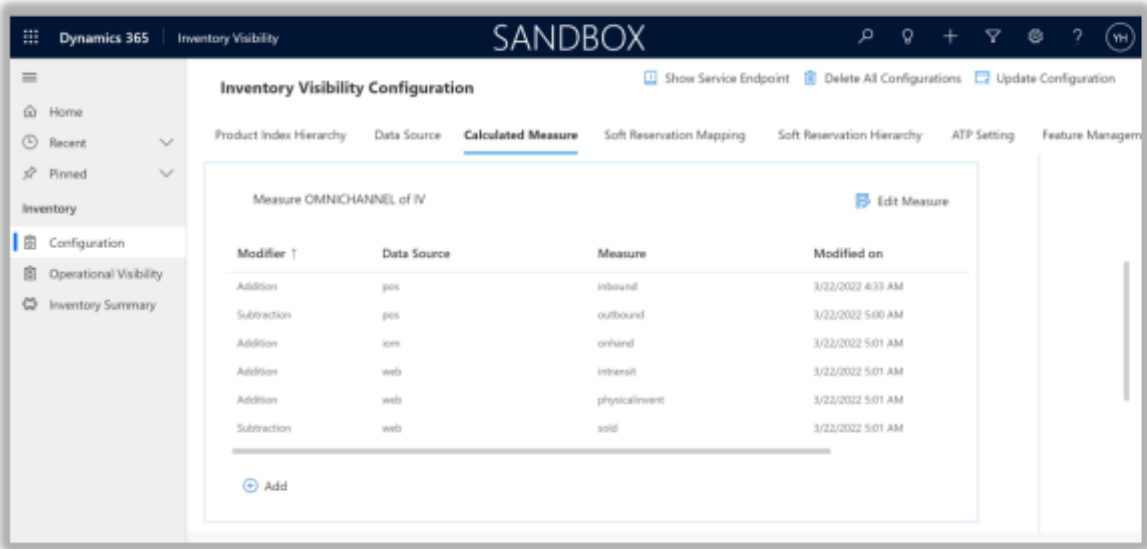
Allow customer to set up **several ATP Formulas** across a few or all the channel data sources to support all aspects of business needs

Real-time Update

Since Inventory Visibility Service ATP is calculated considering real-time onhand change and soft reservation postings, you can have the **ATP results prior to inventory changes being synced to ERP**

Next Available Date(s)

Immediate response to **high frequency calls** and return all ATP results within set time fence which allows user to easily identify next available dates for individual orders or split orders



| Date | On-hand | Scheduled supply | Scheduled demand | Projected on-hand | ATP |
|------------|---------|------------------|------------------|-------------------|-----|
| 2022-02-01 | 20 | | 3 | 17 | 12 |
| 2022-02-02 | 20 | | | 17 | 12 |
| 2022-02-03 | 20 | 10 | | 27 | 12 |
| 2022-02-04 | 20 | | 15 | 12 | 12 |
| 2022-02-05 | 20 | 1 | | 13 | 13 |
| 2022-02-06 | 20 | 3 | | 16 | 16 |
| 2022-02-07 | 20 | | | 16 | 16 |

**Roadmap items are subject to change, please refer to official what's new release announcement*

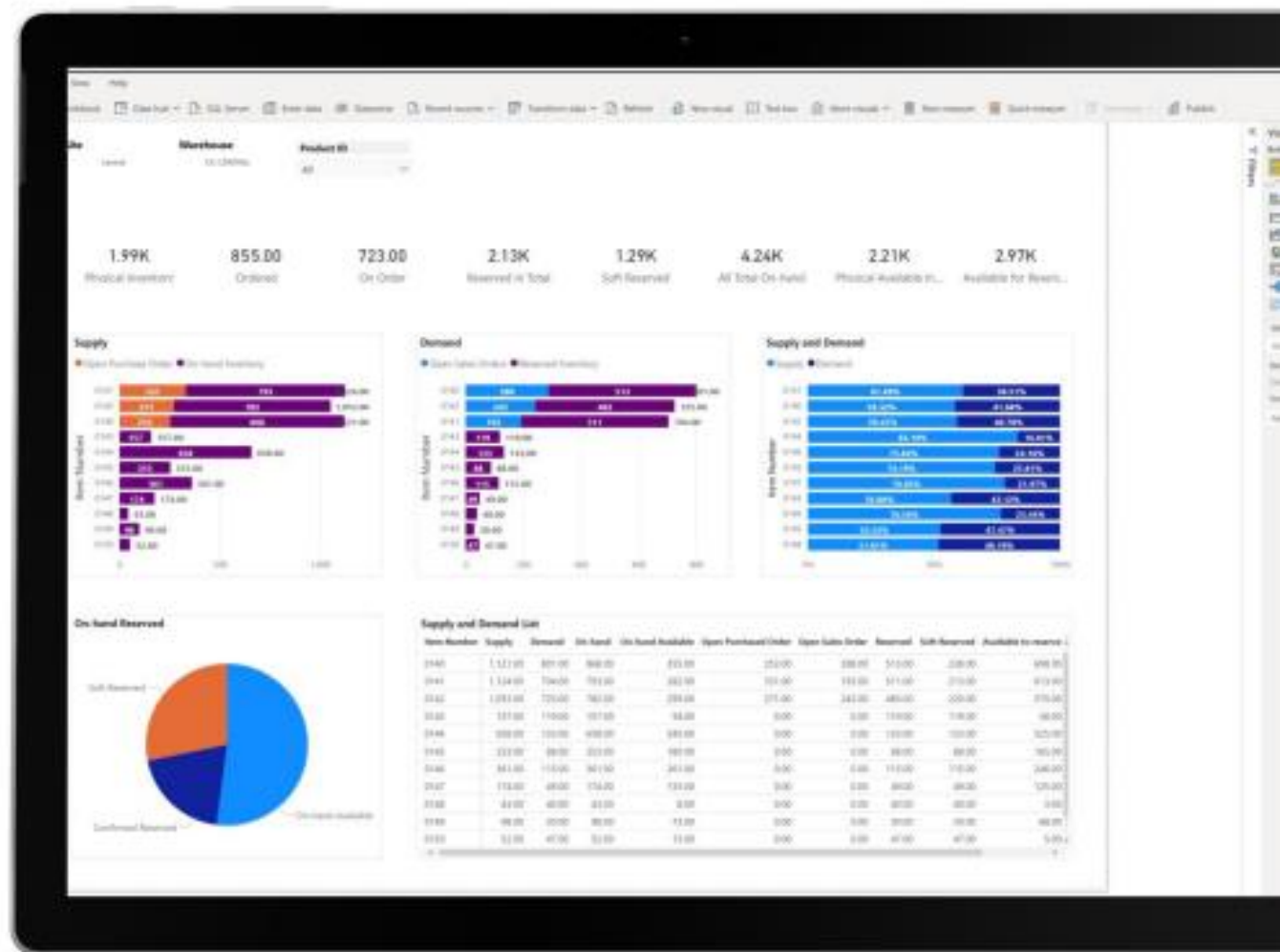
Reading Preloaded on-hand Entities

Inventory Visibility facilitates querying on-hand data from external sources (Power Apps / Restful API call)

[illegible]

Power BI report with different visualization gives key insights to sales / purchase manager and help them make faster decisions.

Power BI report with different visualization gives key insights to sales / purchase manager and help them make faster decisions.



Demo

