

Copilot Power Platform

Thomas Sandsør og Ulrikke Akerbæk



Dynamics User Group Norge

DYNUG

[Hjem](#)[Bli medlem](#) ▾[Nyheter](#)[Kalender](#)[Kontakt oss](#)[Om oss](#)[Abonnér på nyhetsbrev](#)

Lær å bruke Copilot på Power Platform

31. august 2023 av Lars Ovlien

NB! Deltakelse på workshopen krever deltakelse på konferansen!

Tema	Workshop: Kom i gang med Copilot på Power Platform
Sted	Møterom De Haviland
Tid	Tirsdag 21. november kl 13:00-15:00
Forkunnskap	Ingen
Ha med PC	Har du med egen PC og følger med hands-on må du ha et trial eller utvikler-miljø i US region FØR workshopen starter
Plasser	20
Påmelding	E-post til lars@commonnorge.no (førstemann til mølla)



Thomas Sandsør – CRM Keeper

Head of Dynamics 365 &
Power Platform



<https://crmkeeper.com>



<https://twitter.com/crmkeeper>



Ulrikke Akerbaek

Low Code Practice Lead

Itera Fredrikstad

Microsoft Business Applications **MVP**
Conference **Speaker**

Host of the Power Platform BOOST
podcast

ulrikke.akerbaek@itera.com

[@ulrikkeakerbk](https://twitter.com/ulrikkeakerbk)

ulrikke.akerbak.com





Microsoft Power Platform

The low code platform that spans Microsoft 365, Azure, Dynamics 365, and standalone apps.



Power BI
Business analytics



Power Apps
App development



Power Automate
Process automation



Power Virtual Agents
Intelligent virtual agents



Power Pages
External-facing websites



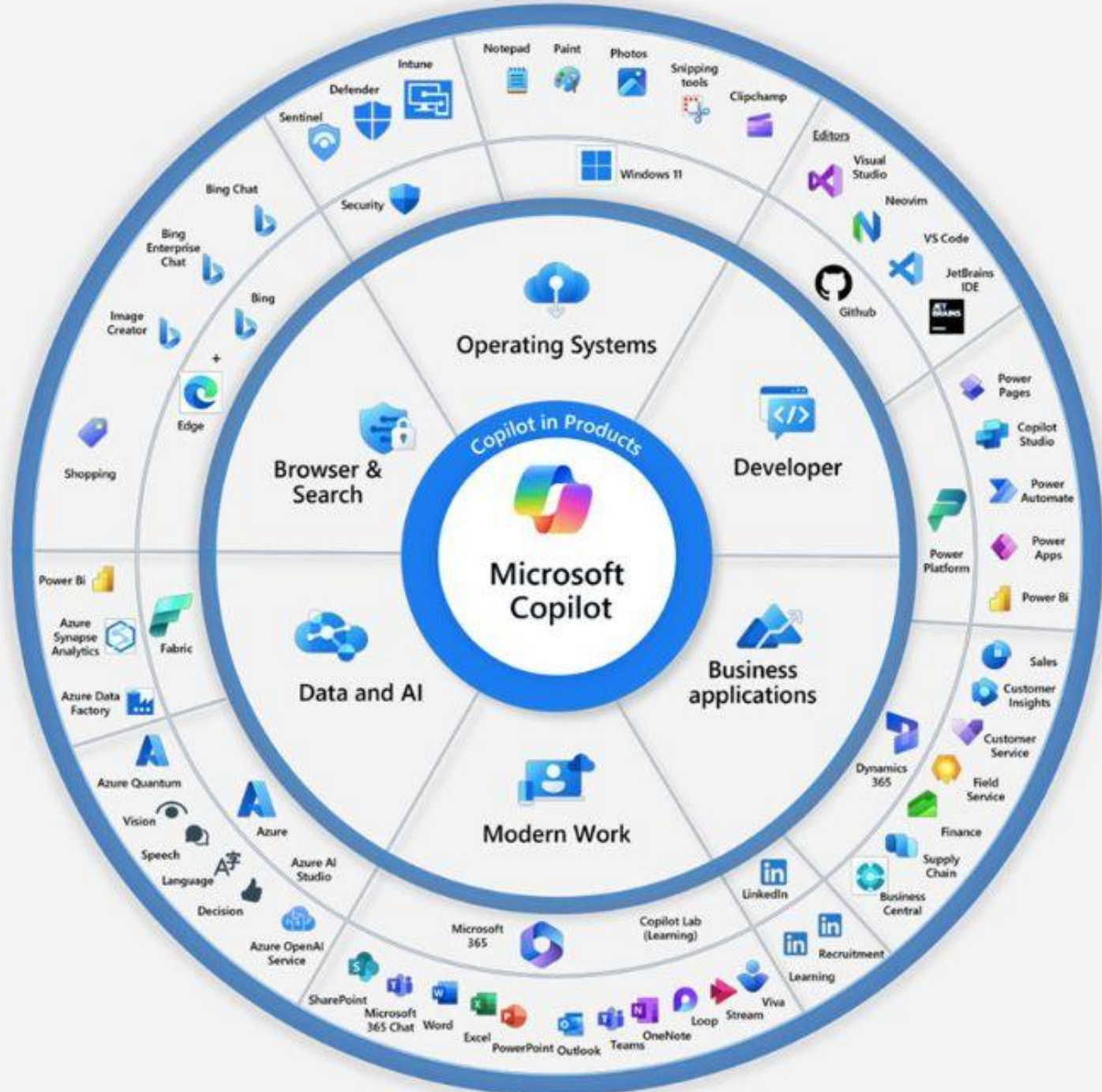
Data connectors



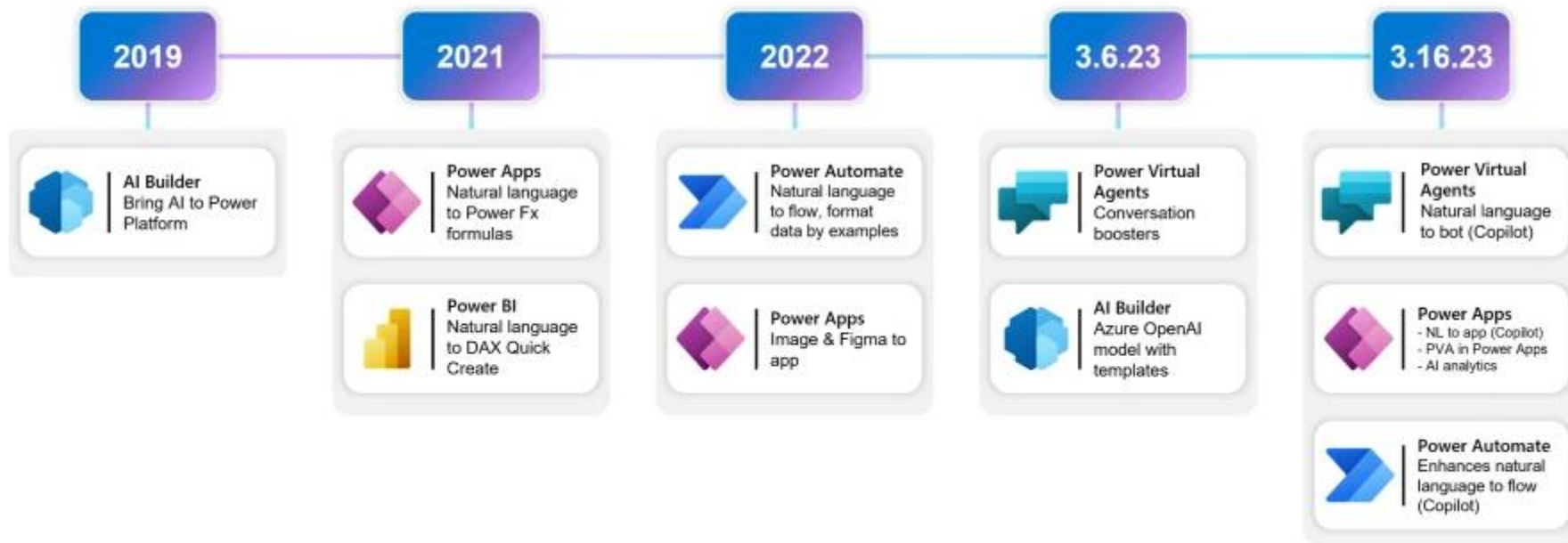
AI Builder



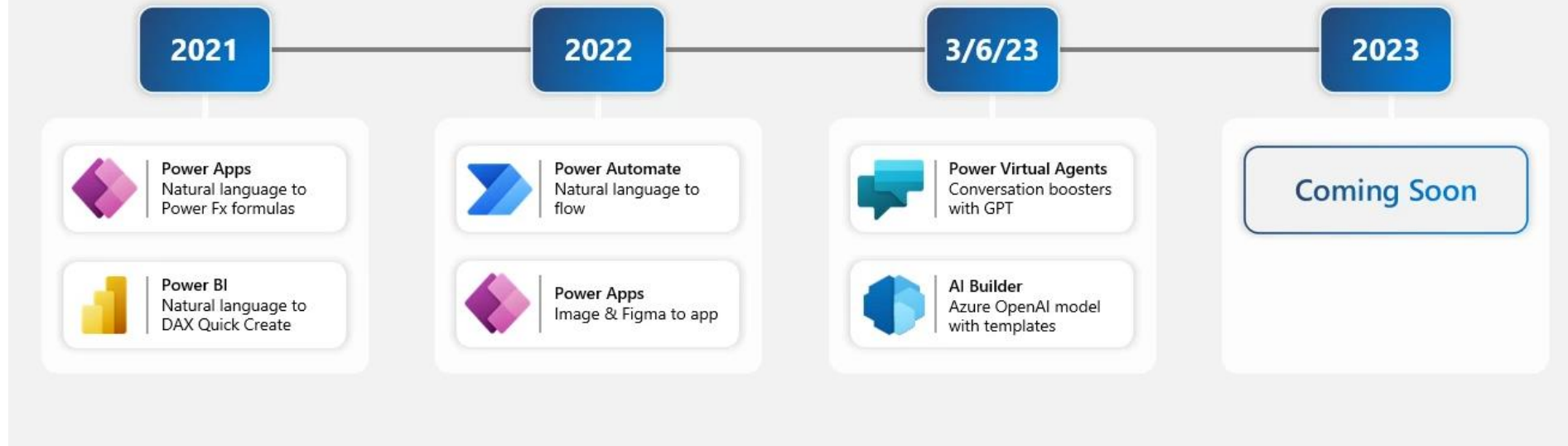
Dataverse



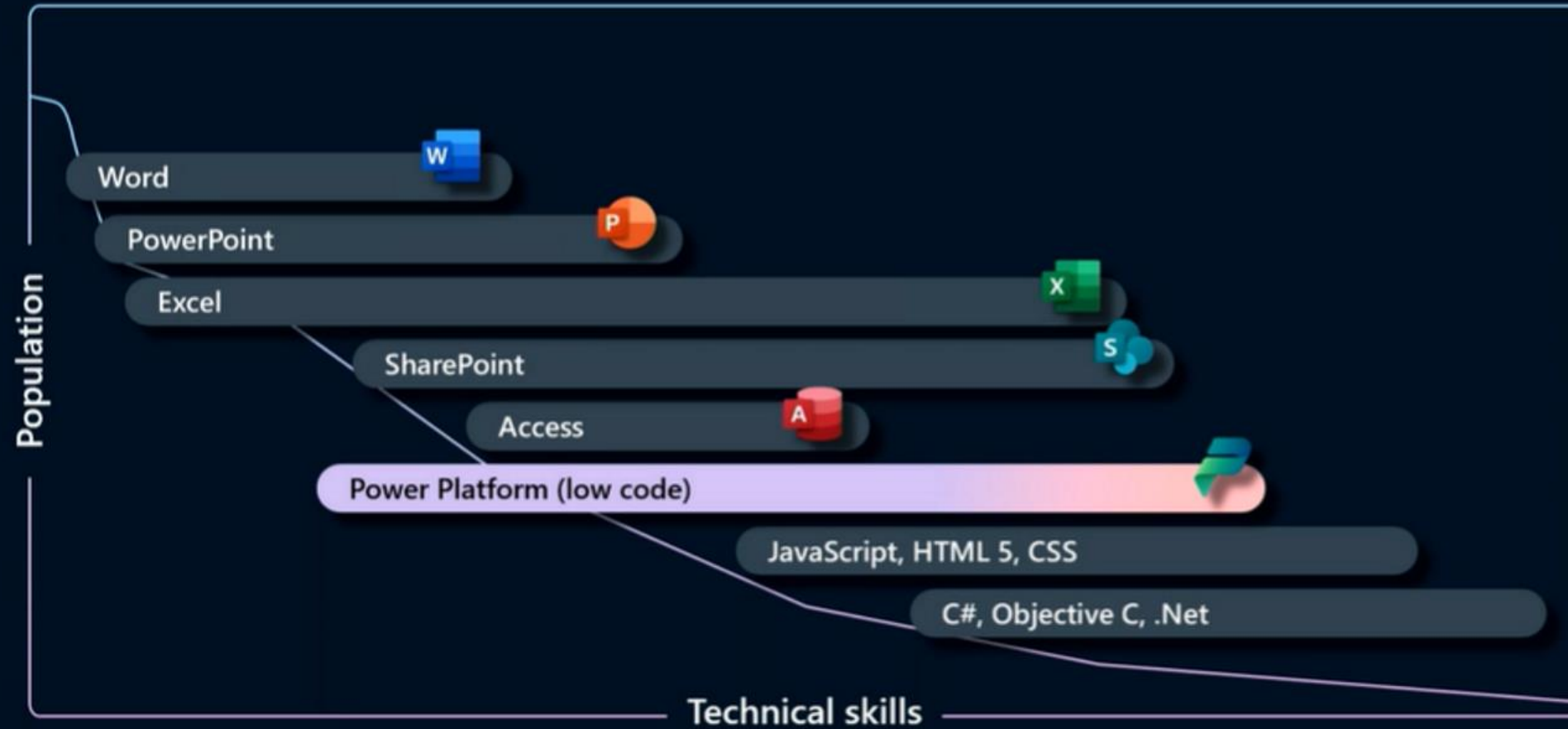
Infusing AI in low code since 2019



Accelerating AI innovation in Power Platform with GPT



Broad audience with "low code"



- Home
- Create
- Templates
- Learn
- My flows
- Approvals
- Solutions
- Process mining
- AI models
- Desktop flow activity
- More
- Power Platform

Let's automate something. What should it do?

Describe in detail how you want your automation to work

Generate

This AI-powered feature is in preview. [See terms](#)

Learning for every level [See all](#)

- Analyze process mining reports in Power Automate**
Beginner 45 min
- Analyze your business process with Microsoft...**
Beginner 43 min
- Automate a business process using Power...**
Beginner 4 hr 50 min
- Automate processes with Robotic Process...**
Intermediate 2 hr 5 min
- Improve bus performance**
Beginner



Discover Robotic Process Automation (RPA) with zero infrastructure

With hosted RPA, you can now build, test, and run automation at scale! Set up your own Microsoft-hosted machines in a few steps.

New hosted machine



Describe it to design it PREVIEW

Send feedback

Step 1 of 2

What will your flow do?


Describe what you want to automate and AI will help you make it happen. [How it works](#)

When registration is created in dataverse send an email with confirmation ▶

Suggested flow


After you review this AI generated flow suggestion, select **Next** to configure it

Trigger
The flow starts when this happens

 **When a row is added, modified or deleted**
Microsoft Dataverse

↓

Actions
This is what the flow will do

 **Send an email**
Office 365 Outlook

[This isn't what I'm looking for](#)

Next

Cancel

← When registration is created in dataverse send an email with confirmation

Send feedback Copilot Save Test

Send an email

Parameters Settings Code View Testing About

To *
Email x

Subject *
Thank you for your registration

Body *

Dear First Name x,

Thank you for registering! We're thrilled to have you on board. Your creative expertise as a front-end developer will make a valuable contribution to our community.

If you have any questions, feel free to reach out.

Best regards,
Ulrikke

Advanced parameters
Showing 0 of 7 Show all Clear all

Connected to ulrikke.akerbaek@itera.com. Change connection

When a row is added, modified or deleted



Send an email



Copilot PREVIEW



Welcome to Copilot in Power Automate

Be more efficient than ever with AI assistance. Simply tell Copilot what you want to do and it will help you get started.

1 of 3

Next

When registration is created in dataverse send an email with confirmation

Here's your flow. If you want me to change it, just say what you want. For example:

- Add an action that sends an email
- Explain what an action does
- Add a condition

Check the flow's actions to see if any parameters need to be set. Don't forget to save when you're done!

Save this flow

Ask a question or describe how you want to change this flow

0/2000



- Home
- Create
- Templates
- Learn
- My flows
- Approvals
- Solutions
- Process mining
- AI models
- Desktop flow activity
- More
- Power Platform

Unlock the power of generative AI with GPT

Use a GPT model running on Azure OpenAI Service to supercharge your flows and apps. Automate answering questions, summarizing documents, and more.

[Try the preview](#)

AI Models > Explore

- All
- Documents
- Text
- Structured data
- Images

<p>Invoice processing Extract information from invoices</p>	<p>Text recognition Extract all the text in photos and PDF documents (OCR)</p>	<p>Receipt processing Extract information from receipts</p>	<p>Identity document reader Extract information from identity documents</p>	<p>Business card reader Extract information from business cards</p>
<p>Document processing Extract custom information from documents</p> <p>Custom model</p>	<p>Text generation Create text, summarize documents, and more with GPT</p> <p>Preview</p>	<p>Sentiment analysis Detect positive, negative, or neutral sentiment in text data</p>	<p>Category classification Classify customer feedback into predefined categories</p> <p>Preview</p>	<p>Entity extraction Extract key elements from text, and classifies them into predefined categories</p>

- Home
- Create
- Templates
- Learn
- My flows
- Approvals
- Solutions
- Process mining
- AI models
- Desktop flow activity
- More

Unlock the power of generative AI with GPT

Use a document to create text, summarize documents, and more with GPT

AI Models All

- Invoice processing: Extract information from invoices
- Document processing: Extract customer information from documents

Create text, summarize documents, and more with GPT

This model runs on Azure OpenAI Service and can be used for many tasks that involve creating text. Try a template to see how to use generative AI in a variety of scenarios. You can also try writing a prompt from scratch. When you're done, you can use the model in an app or a flow.

Prebuilt model

Preview

Templates

Reminder email message about a task

Prompt

attributes of the task that the recipient needs to make quick decision.

When the information below has less couple of words, answer that you can't generate an email.

[Start information]
 Tone: business, polite,
 Task Name: Bug in the login experience,
 Task Number: 2869262,
 Due Date: 1/31/2023
 [End information]

480/5000

Test it out



Response

AI-generated content can have mistakes. Make sure it's accurate and appropriate before using it. [Read terms](#)

Subject: Urgent: Action Required - Bug in the Login Experience (Task #2869262)

Dear John Doe,

I hope this email finds you well. I am writing to bring your attention to an important task that requires your immediate attention.

Task Details:

Task Name: Bug in the login experience
Task Number: 2869262
Due Date: 1/31/2023

As you are aware, we have identified a



[View documentation](#)

Use prebuilt model

- Home
- Create
- Learn
- Apps
- Tables
- Flows
- Solutions
- More

- Power Platform

Let's build an app. What should it do?

Collect RSVPs

Track sales leads

List inventory

Manage inspections

Use everyday words to describe what your app should collect, track, list, or manage ...

This AI-powered feature is in preview. [See terms](#)

Other ways to create an app

Start with data
Create a table, pick an existing one, or even import from Excel to create an app.

Start with a page design
Select from a list of different designs and layouts to get your app going.

Start with an app template
Select from a list of fully-functional business app templates. Use as-is or customize to suit your needs.

Your apps

Name	Modified	Owner	Type
Power Pages Management	2 weeks ago	SYSTEM	Model-driven
Solution Health Hub	3 months ago	SYSTEM	Model-driven

See more apps →

← Back | ↶ | ▾ | 🗑️ | + Insert ▾ | 📊 Add data ▾ | ⋮

✎ Editing | 📄 | 🗨️ | 🎮 | 📁 | ▾ | 📄

Fill ▾ = fx ▾ RGBA(255, 255, 255, 1) ▾

Tree view ✕

Screens Components

🔍 Search

+ New screen ▾

- > App
 - ▾ MainScreen1
 - > Copilot2
 - ▾ ScreenContainer1
 - > TableNameContainer1
 - ▾ BodyContainer1
 - > SidebarContainer1
 - ▾ RightContainer1
 - > SelectedRecordHeaderContai
 - ▾ MainContainer1
 - > Form1
 - ▾ DeleteConfirmDialogContainer1
 - ▾ Screen1
 - ▾ Form2
 - > Address_DataCard3
 - > Age_DataCard3
 - > Contact Number_DataCard3
 - > Name_DataCard3


Event Registrations

Search [0001] [🔍] [✎] [🗑️]

+ New

789 Broadway Ave, 20 123-555-0100	Address 789 Broadway Ave, New York, NY
567 Park Ave, Los 30 123-555-0101	Type Type 1, Type 2
456 Main St, 15 123-555-0102	Registered Yes
123 Main St, San 25 123-555-0103	Age 20
456 Broadway Ave, 18 123-555-0104	Contact Number 123-555-0100
	Name John

Copilot PREVIEW



Have a question about this app? Ask Copilot.

Copilot can answer questions about the data in this app, and help you navigate. It's always learning from your feedback.

Ask a question about the data in this app, or tell me what you're looking for 0/500

Make sure AI-generated content is accurate and appropriate before using. [See terms](#)

MainScreen1 ▾

54 %

Copilot PREVIEW ✕

has a copilot component

Sorry, something went wrong. Please try again, or share your feedback. [👍] [👎]

Add a screen

Sure, this change was made:

- Screen2 added

[↶] Undo

AI-generated content may be incorrect [👍] [👎]

Add a copilot component

I can't do that because it doesn't seem related to Power Apps. Please describe what you want to do with this app. [👍] [👎]

Add a form Add a screen

Add a calendar screen Add a text input [↶]

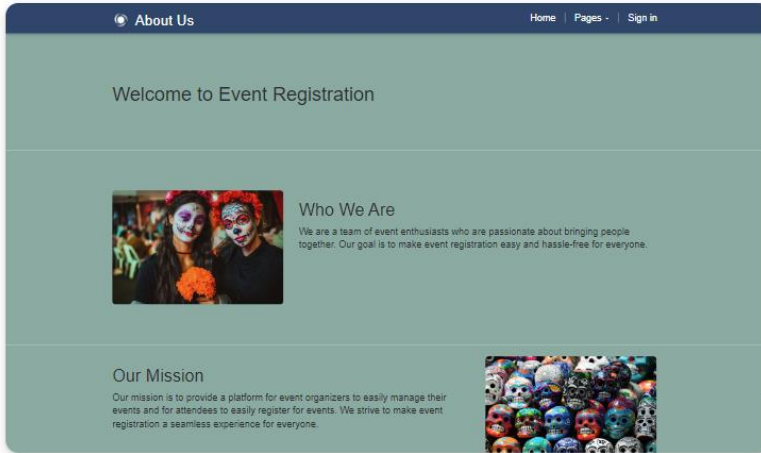
What do you want to do with this app? [➤]

Make sure AI-generated content is accurate and appropriate before using. [See terms](#)

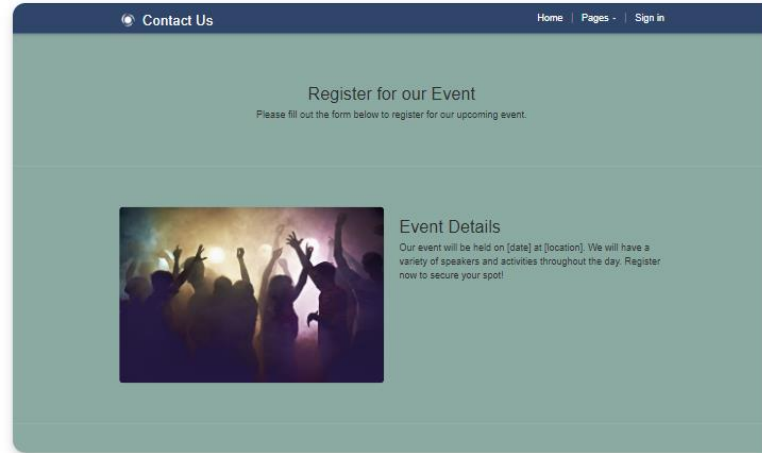
Step 3 of 3: Add common pages

Would you like to add any pages now?

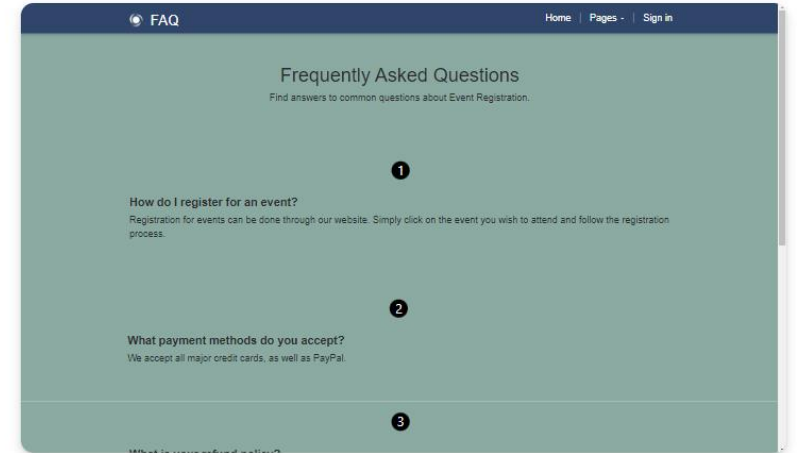
These ready-to-use pages could save some design time and can always be changed or deleted later in the design studio.



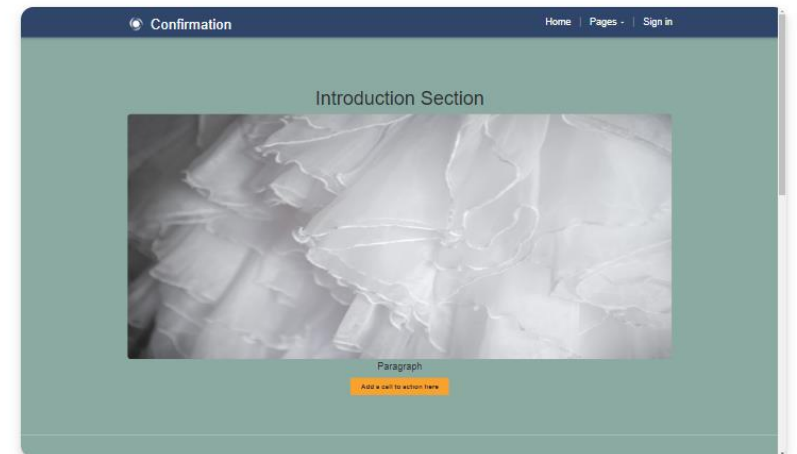
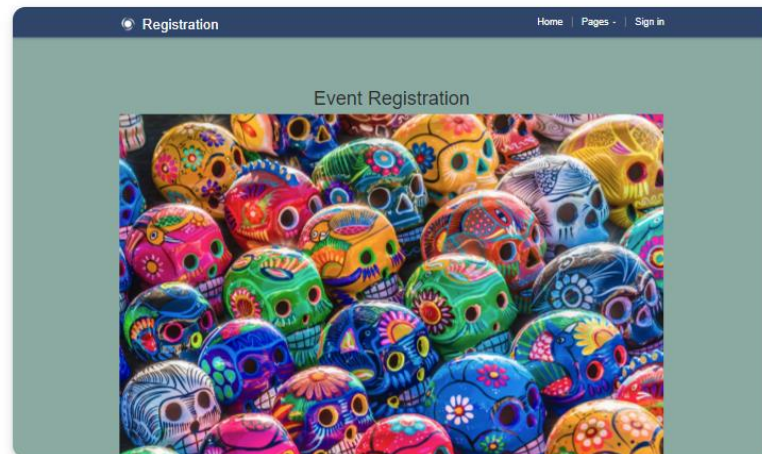
✓ About Us



✓ Contact Us



✓ FAQ





Set up

General

- 📄 Site details
- ☰ Go-live checklist

Authentication

- 🛡️ Identity providers

Security

- 📄 Table permissions
- 🔒 Site visibility

Mobile

- 📱 Progressive web application

Integrations

- 🤖 **Chatbot (preview)**
- 🔗 Cloud flows (preview)
- 📄 External apps (preview)

📘 Hold on, the chatbot is being set up.

Chatbot (preview)

Powered by Azure OpenAI and Bing Search, the AI-powered chatbot can provide answers to questions your customers or site visitors may have about your organization, without any authoring. [Learn how this works](#)

Get your chatbot ready in a few steps

Site link: <https://site-d7oir.powerappsportals.com> 📄

Information from this site is used by the chatbot to provide answers. Indexed pages of the site are also accessed by the chatbot.

🛠️ Create and test chatbot



AI-generated content can contain mistakes. View [preview terms](#).

🚀 Publish chatbot on site



Your site visitors can access the chatbot when you enable.

Contoso Daily Sales | Data updated 1/12/23 | Search (Alt + Q)

File View Reading view Mobile layout Copilot

Sales Overview

Date: 06/01/2022 - 01/12/2023

Revenue Won \$7,811,851	Close % 37.7%	AVG Days to Close 121	Opportunities Won 526
-----------------------------------	-------------------------	---------------------------------	---------------------------------

Revenue Won by Month

Month	Revenue Won (\$M)
June 2022	2
July 2022	2
Aug 2022	8
Sep 2022	7
Oct 2022	9
Nov 2022	10
Dec 2022	10
Jan 2023	9

Close % by Month

Month	Close %
May	23%
Jun	32%
Jul	26%
Aug	37%
Sep	37%
Oct	38%
Nov	52%
Dec	49%
Jan	39%

Close % by Region

AVG Days to Close by Month

Month	AVG Days to Close
May	116
Jun	118
Jul	119
Aug	125
Sep	121
Oct	132
Nov	123
Dec	120
Jan	121

Power BI | Sales Overview +

Copilot

Create a report with Copilot

Describe the report you want, in your own words, and Copilot will create it quickly.

Help me build a sales report summarizing our key metrics and trends.

Sales overview page added

What are the biggest drivers for close %?

Analyzing your data...

Cancel

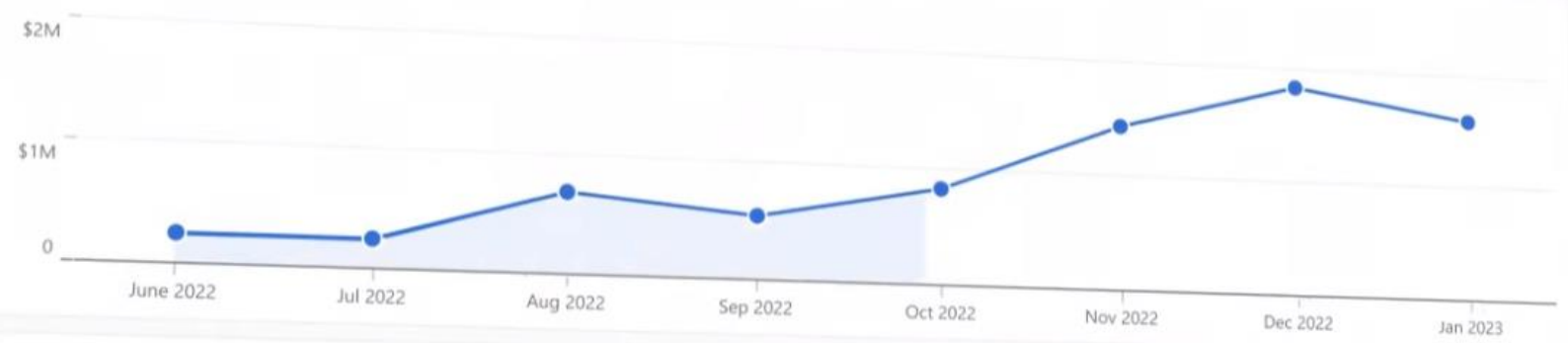
An generated content can have mistakes. Make work it's accurate and appropriate before using it. (20230820-2023)

Sales Overview

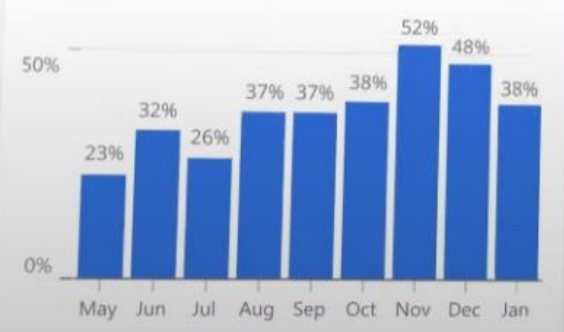
Date: 06/01/2022 - 01/12/2023

Revenue Won \$7,759,354	Close % 29.9%	AVG Days to Close 89	Opportunities Won 358
-----------------------------------	-------------------------	--------------------------------	---------------------------------

Revenue Won by Month



Close % by Month



Close % by Region



AVG Days to Close by Month



Copilot Preview

Create a report with Copilot

Describe the report you want, in your own words, and Copilot will create it quickly.

Help me build a sales report summarizing our key metrics and trends

Sales overview page added

Ask a question or request, or type '/' for suggestions



Run

```

1 // Add a measure for profit margin
2 DEFINE MEASURE 'Sales'[Profit Margin] = DIVIDE([Total Profit], [Total Sales])
3
4 // Show me the top 50 customers by total sales in North America
5 EVALUATE
6 TOPN(
7     50,
8     ADDCOLUMNS(
9         FILTER(
10            'Customer',
11            'Customer'[Country-Region] IN {"United States", "Canada", "Mexico", "Panama", "Costa Rica", "El
12 Salvador", "Guatemala", "Honduras", "Nicaragua", "Belize"}
13        ),
14        "Total Sales", [Total Sales]
15    ),
16    [Total Sales], DESC
17 )
18 )

```



Copilot Preview


Create DAX queries with Copilot

Describe the query you want, in your own words, and Copilot will create it quickly.

Add a table of the top 50 North American customers by total sales to my model

Query added to line 4

Ask a question or request, or type '/' for suggestions



Results

Result 1 of 1

Copy Open with

Limited to 10,000 rows

	Customer[CustomerKey]	Customer[Customer ID]	...	Customer[Customer]	Customer[City]	Customer[State]
71	11329	AW00011329		Jacob Hancock	Burbank	California
72	14250	AW00014250		Jessie Irwin	Langford	British Columbia
73	14615	AW00014615		Jordan Mitchell	San Diego	California
74	15342	AW00015342		Juan Morgan	Issaquah	Washington

Succeeded (25.6 ms)

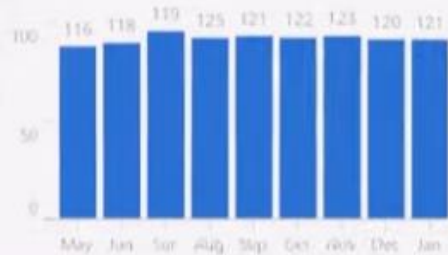
Columns: 7 (limited to 100 columns) Rows: 832 (limited to 10,000 rows)

Revenue won

Date 06/01/2022 - 01/12/2023

Revenue Won
\$10,811,851

AVG Days to Close by Month



Close % by Region



Product Category	Revenue Won	In Pipeline	Forecast %
Warranties	\$4,183,051	\$4,170,582	119%
1 Year Warranty	\$4,183,051	\$4,169,621	119%
Accessories	\$10,600,337	\$9,029,533	124%
Black cover 7"	\$2,605,209	\$498,829	106%
E-reader pen	\$5,279,851	\$5,548,361	124%
Black cover 6"	\$2,686,601	\$2,933,328	147%
Devices	\$12,887,802	\$14,658,231	133%
E-reader Diamond 7" 16 GB	\$3,009,127	\$2,893,749	129%
E-reader Diamond 7" 8 GB	\$2,157,688	\$2,577,853	134%
E-reader Platinum 8" 64 GB	\$5,752,829	\$5,355,587	144%
E-reader Standard 6" 8 GB	\$476,796	\$2,220,020	162%
E-reader Platinum 8" 32 GB	\$1,380,662	\$1,424,762	174%
Total	\$27,664,810	\$27,835,586	162%

Copilot Preview

Create a report with Copilot
Describe the report you want, in your own words, and Copilot will create it quickly.

Let's get started
The dataset **Regional Sales** contains information related to customers, products, stores, issues, promotions, and sales.
Select a suggested report topic or type your own idea.

Analyze the impact of promotions on sales

What are the OKRs this quarter?

Ask a question or request, or type '/' for suggestions

AI-generated content can have mistakes. Make sure it's accurate and appropriate before using it. [Read more](#)

19%

25%

8%

5%

%

Help me build a sales report summarizing our key metrics and trends

Working on it...



Introducing the next generation of AI in Microsoft Power BI





Microsoft Power Platform – Copilot and generative AI features announcement

MC679022 · Published 3 Oct 2023

 Archive  Share  Copy link  Mark as unread

Service & monthly active users ⁱ

 Power Platform

Tag

NEW FEATURE

Message Summary

We are announcing that copilots and generative AI features for Microsoft Power Platform and Microsoft Dynamics 365 will be available in all environments in the Europe region starting on Tuesday, October 31, 2023.

How does this affect me?

Following this update, you will no longer need to enable the copilots and generative AI features within the Power Platform admin center for environments in the Europe region. This update enables a (growing) subset of copilots and generative AI features in these environments. Information regarding this change can be found here: [Enable copilots and generative AI features outside United States and Switzerland](#)

What do I need to do to prepare?

No action is required. If you want to disable these copilots and generative AI features in your environment, you can do so starting on Wednesday, November 1, 2023, using the steps in this [document](#).



Ressurser

Lær mer om AI

AI across Microsoft: microsoft.com/ai

Power Platform: aka.ms/AI-PP

Power Apps: aka.ms/PowerAppsAIMoment

Power Virtual Agents: aka.ms/PVA-GPT





Thank you

Empower every
developer to
do more